



**FGP-1031**  
**Gigabit Switch Manual**

**Package Contents**

- FGP-1031
- User Manual
- Power Cord

## CE Marking Warning

CE marking is a certification mark that indicates conformity with health, safety, and environmental protection standards for products sold within the European Economic Area (EEA). The CE marking is also found on products sold outside the EEA that have been manufactured to EEA standards. This makes the CE marking recognizable worldwide even to people who are not familiar with the European Economic Area.

## WEEE

WEEE is waste electrical and electronic equipment. It is end-of-life electrical and electronic equipment and covers virtually everything with a plug or battery. ... The EC introduced the WEEE Directive in 2002 to address the environmental impacts of unwanted electrical and electronic equipment at end-of-life disposal.

## FCC Certifications

This Equipment has been tested and found to comply with the limits for a Class B digital device, pursuant to part 15 of the FCC Rules. These limits are designed to provide reasonable protection against harmful interference when the equipment is operated in a commercial environment. This equipment generates, uses, and can radiate radio frequency energy and, if not installed and used in accordance with the instruction manual, may cause harmful interference to radio communications. Operation of this equipment in a residential area is likely to cause harmful interference in which case the user will be required to correct the interference at his own expense.

This device complies with Part 15 of the FCC Rules. Operation is subject to the following two conditions: (1) this device may not cause harmful interference, and (2) this device must accept any interference received; including interference that may cause undesired operation.



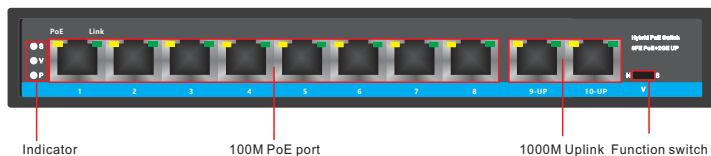
# Overview

Automatically detecting and supplying power for powered devices conformed to IEEE 802.3af/at PoE+/HiPoE, unmanaged PoE switch supports first port output HiPoE\_60W. It can provide a convenient service for PoE network equipments like wireless access points(AP) and IPC surveillance cameras.

## Features

- PoE Standard: IEEE802.3af/at PoE+/HiPoE, support all ports standard detection.
- Support power supply for PoE devices such as AP and network monitoring cameras connected by Cat5/6 ethernet cables.
- Flow control method: full duplex adopts IEEE 802.3x, half duplex adopts Back pressure.
- Port supports Auto MDI/MDIX.
- Port supports lightning protection(secondary level requirements).
- Single port supports PoE power: 30W(first port outputs HiPoE\_60W).
- Exchanging Mechanism: Store and forward.
- All ports support exchange at wirespeed.
- Zero-configuration: automatically supply for adaptive devices.
- Panel indicator monitors operating status and helps fault analysis.

## Product Display



## Function Switch

Mark	Mode	Description
N	Standard Normal	All ports communicate freely, adapting to common data transmission environment
V	Port Isolation	Switch to VLAN mode; downlink isolating from each other, uploads and downloads data through uplink; suppress network failure like broadcast storm and virus attack
S	Super Mode	Downlink speed limitation: 10M (Ultra-far transmission: 250 meters)

## Indicator

Indicator		Status	Description
Power LED: P		Always ON	Normal
		Always OFF	Power Unconnected
		Flashes	Port circuit or current over-loaded
Port Isolation LED: V		Always ON	Port Isolation mode ON
Super Mode LED: S		Always ON	Super mode ON
PoE LED	Orange	Always ON	Powered equipments connected and power supply normally
		Always OFF	No powered equipments connected or no power supply
	Green	Always ON	Network signal communicated
		Always OFF	Network signal not communicated

# Installation and attentions

For the safe installation operation of switch, suggestions are as follows:

- Check up the power cable securely wrapped and connected to the AC power adapter connector or not.
- Ensure the adequate space for heat dissipation and ventilation around the switch.
- Do not stack heavy objects on the switch.

## Desktop

When installing the switch on the desktop, the device must be placed flat on the table to keep it stable. Please leave aside enough space between the device and other surrounding objects for good ventilation.



## Specification of power socket

The switch adopts single-phase three-pin power socket, the middle one is the G wire, the left one is the N wire, and the right one is the L wire. Please check before operation.

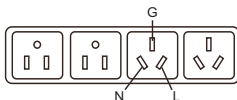


Figure1.2.1 three-pin power socket(Single-phase)

## Connection of the Power Cable

1. Check up that the power supply is consistent with the marked requirements on the switch or not ;
2. The built-in power adapter is not needed, and it can be directly connected to AC100~240V and 50~60Hz;see Fig. 1.2.2.

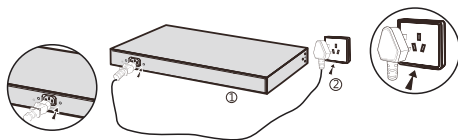


Fig 1.1.2 Power connection schematic diagram

## The inspection after installation

Please check up the following items after installation:

1. Enough space around the switch for heat dissipation and smooth ventilation or not.
2. The supplying power of the power socket conformed to the specification of the switch.
3. The power supply, switch, frame and other equipments are properly grounded;

# Parameter

Model	FGP-1031
Product	Hybrid Gigabit PoE Switch
Port	8*10/100Base-TX PoE port (Data/Power) 2*10/100/1000Base-TX uplinkRJ45 port (Data) 1-8 port support PoE(first port supports output HiPoE_60W)
Function	N:(Standard Normal)+V:(Port Isolation)+ S(Super Mode)(specific port refers to user manual)
Network Protocol	IEEE 802.3 IEEE 802.3i 10BASE-T IEEE 802.3u100BASE-TX IEEE 802.3x IEEE 802.3ab1000BASE-T IEEE 802.3af/at//PoE++ hasivo HiPoE
Port Specification	10/100/1000BaseT (X) Auto
Transmission Mode	Store and Forward(full wirespeed)
Bandwidth	5.6Gbps
Packet Forwarding	4.03Mpps
MAC Address	2K
Buffer	2.5M
Transmission Distance	10BASE-T : Cat3,4,5 UTP(≤250 meter) 100BASE-TX : Cat5 or later UTP(150 meter) 1000BASE-TX : Cat6 or later UTP(150 meter)
Power Pin	Default1/2(+),3/6(-);Optional 4/5(+),7/8(-)
Single port power	Average 15.4W;MAX 30W
Total Power/Input Voltage	MAX 120W (AC100-240V 50/60HZ)
Watt	Standby Power Consumption:≤5W
LED Indicator	P:Power LED(Over-power LED) Uplink:(Green=10/100M LED+Orange=1000M LED) Port:(Green=Link LED+Orange=PoE LED) V:(Port Isolation LED) S:(Super ModLED)
Power	Built-in power AC: 100~240V 50-60Hz 1A
Operating Temperature/ Humidity	-10 ~ +55°C; 5% ~ 90% RH Non coagulation
Storage Temperature/ Humidity	-40 ~ +75°C; 5% ~ 95% RH Non coagulation
Product size /Packing size (L*W*H)	210mm*150mm*35mm 270*mm220mm*68mm
N.W/G.W(kg)	0.8kg/1.2kg
Installation	Desktop(optional wall+machine hanger parts)
Lightning protection level	3KV 8/20us; Ip30
Certificate	CE mark, commercial; CE/LVD ; FCC Part 15 Class B; RoHS;